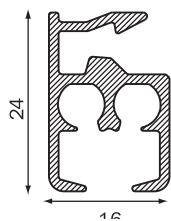


# 5300 profile

**5300**  
345 gr/m

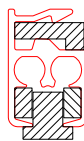


## bending

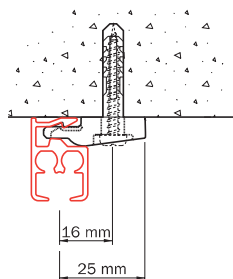
radius

- R 15 (1015)
- R 20 (1015)
- R 25 (1015)
- R >100 (1018)

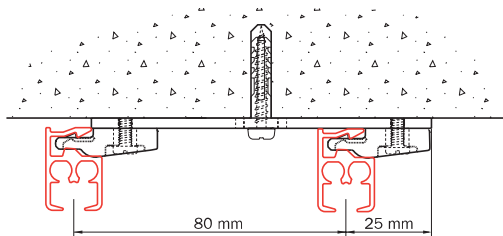
filler position



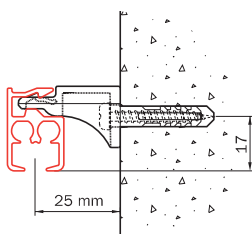
## Mounting ceiling and wall



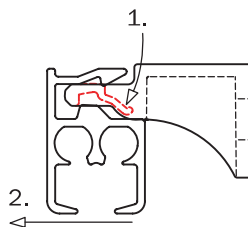
wall mounting with  
ceiling bracket 5350



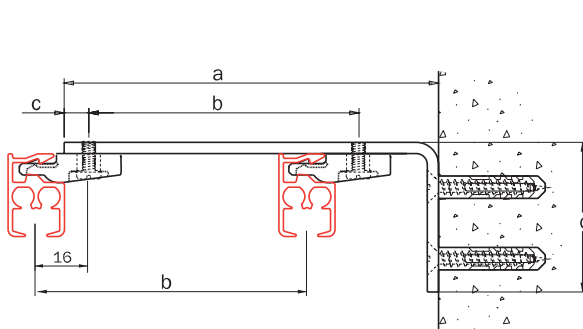
for perfect parallel mounting: use of double bracket  
2216 with ceiling supports 5350



wall mounting with  
wall bracket 5351



method to release the 4800 from  
wall bracket 5351



(mm)	a	b	c	d	e	f
2015-05	50	-	6.5	40	16	3
2015-07.5	75	47	6.5	40	16	3
2015-10	100	72	6.5	40	16	3
2015-15	150	72	6.5	40	16	3
2018-15	150	57/57	6.5	60	20	4
2019-20	2000	80	6.5	60	20	4
2019-25	250	80	6.5	60	20	4
2019-30	300	80	6.5	60	20	4